

CY 2016 FINANCIAL PLAN

Department : FINANCE

Agency :INSURANCE COMMISSION


PPOGRAMS /ACTIVITIES /PROJECTS (P/A/P) / MAJOR FINAL OUTPUTS (MFO) / FUND SOURCE	P/A/P Code	PREVIOUS YEAR OBLIGATIONS - CY 2015		CURRENT YEAR - CY 2016															
		ACTUAL Jan.- Nov. 30	ESTIMATE Dec. 1-31	BUDGETARY ALLOCATION				BY ALLOTMENT CLASS				NOT NEEDING CLEARANCE					NEEDING CLEARANCE		
				PS	MOOE	CO	TOTAL	PS	MOOE	CO	TOTAL	Q1	Q2	Q3	Q4	Total			
(1)	(2)	(3)	(4)				(5)				(6)=5 & (8 + 9)	(7)					(8)	(9)	
Agency Specific Budget																			
General Administration and Support																			
General management and supervision	A a 1	93 971 019	55 799 740	31 933 000	13 746 000	1 000	45 680 000	37 024 069	45 086 619	51 528 500	133 639 189	7 200 000	8 100 000	7 500 000	9 133 000	31 933 000	13 747 000		
Operations																			
MFO 1 - Insurance Regulatory Services																			
Regulatory Services																			
Promulgation and implementation of policies rules and regulations governing the operations of entities engaged in insurance activities and institutions with benevolent and charitable features	A II a 1	27 647 610	2 467 911	23 621 000	12 867 000		36 488 000	24 122 571	5 216 439		29 339 010	4 200 000	6 500 000	4 700 000	8 221 000	23 621 000	12 867 000		
Licensing insurance companies, general agents, brokers, adjusters, and processing of reinsurance treaties and investments of insurance companies, benevolent associations and charitable trusts	A II a 2	21 490 071	1 980 860	18 128 000	10 752 000		28 880 000	18 923 716	4 743 780		23 667 496	4 200 000	4 500 000	4 300 000	5 128 000	18 128 000	10 752 000		
Supervisory Services																			
Examination of the financial conditions of entities engaged in the insurance business, mutual benefit associations and charitable trusts	A II b 1	29 824 207	2 856 120	21 147 000	13 691 000		34 838 000	26 648 706	5 817 801		32 466 507	4 000 000	5 800 000	4 300 000	7 047 000	21 147 000	13 691 000		

CY 2016 FINANCIAL PLAN


Department : FINANCE
 Agency : INSURANCE COMMISSION

PPOGRAMS /ACTIVITIES /PROJECTS (P/A/P) / MAJOR FINAL OUTPUTS (MFO) / FUND SOURCE	P/A/P Code	PREVIOUS YEAR OBLIGATIONS - CY 2015		CURRENT YEAR - CY 2016															
		ACTUAL Jan.- Nov. 30	ESTIMATE Dec. 1-31	BUDGETARY ALLOCATION				BY ALLOTMENT CLASS				NOT NEEDING CLEARANCE					NEEDING CLEARANCE		
				PS	MOOE	CO	TOTAL	PS	MOOE	CO	TOTAL	Q1	Q2	Q3	Q4	Total			
(1)	(2)	(3)		(4)				(5)				(6)=5 & (8 + 9)	(7)					(8)	(9)
Review of premium rates imposed by non-life companies and statistical reports of adjusters to determine the compliance with establish the standards	A II b 2	11 989 503	1 309 725	8 297 000	8 846 000		17 143 000	9 829 500	3 322 600		13 152 100	1 600 000	2 200 000	1 800 000	2 697 000	8 297 000	8 846 000		
Evaluation of financial reports of insurance companies, mutual benefits associations and charitable trusts	A II b 3	10 988 413	1 014 403	12 504 000	8 279 000		20 783 000	8 819 018	3 442 004		12 261 022	2 200 000	3 400 000	2 500 000	4 404 000	12 504 000	8 279 000		
Adjudication of claims and complaints involving loss damage or liability incurred by an insurer under any kind of policy or contract of insurance of suretyship	A II c 1	20 291 341	1 288 090	13 838 000	7 377 000		21 215 000	16 102 881	6 366 755		22 469 637	1 800 000	4 500 000	2 500 000	5 038 000	13 838 000	7 377 000		
TOTAL		216,202,165	66,716,848	129,468,000	75,558,000	1,000	205,027,000	141,470,462	73,996,000	51,528,500	266,994,962	25,200,000	35,000,000	27,600,000	41,668,000	129,468,000	75,559,000		


Prepared by:


Marijane V. Supetran
 IC-Administrative Officer II

Reviewed by :


ANTHONY C. MALICDEM
 IC-Supervising Administrative Officer

Certified Correct by:


TERESITA S. SURETA
 Chief, Budget Division