







a. OO: Insurance, Pre-need and HMO														
INSURANCE, PRE-NEED AND HMO														
1	Promulgation and implementation of policies, rules and regulations governing the operations of entities engaged in insurance, pre-need, and HMO activities.	168,795,000.00	44,152,760.24	51,519,431.90	27,079,707.89	39,249,278.47	162,001,178.50	44,120,417.66	51,519,431.90	27,112,050.47	39,249,278.47	162,001,178.50	-	6,793,821.50
PS		32,472,000.00	8,226,977.88	9,744,228.14	5,134,596.64	7,462,550.20	30,568,352.86	8,194,635.44	9,744,228.14	5,166,939.08	7,462,550.20	30,568,352.86	-	1,903,647.14
2	Licensing of insurance, pre-need, HMO companies, general agents, brokers, adjusters, etc; processing of reinsurance treaties and investments of insurance, pre-need, HMO companies; and conducting agents examinations.	25,314,000.00	7,919,437.69	5,894,881.50	4,059,550.37	5,785,220.40	23,659,089.96	7,919,437.69	5,894,881.50	4,059,550.37	5,785,220.40	23,659,089.96	-	1,654,910.04
PS		47,733,000.00	12,581,605.27	14,296,127.65	8,248,022.11	11,503,948.52	46,629,703.55	12,581,605.27	14,296,127.65	8,248,022.11	11,503,948.52	46,629,703.55	-	1,103,296.45
3	Examination of the financial conditions of entities engaged in the insurance, pre-need, and HMO businesses.	47,733,000.00	12,581,605.27	14,296,127.65	8,248,022.11	11,503,948.52	46,629,703.55	12,581,605.27	14,296,127.65	8,248,022.11	11,503,948.52	46,629,703.55	-	1,103,296.45
PS		32,200,000.00	7,760,602.06	11,545,271.45	4,199,757.04	7,223,518.39	30,729,148.94	7,760,601.92	11,545,271.45	4,199,757.18	7,223,518.39	30,729,148.94	-	1,470,851.06
4	Review of premium rates imposed by non-life insurance companies and statistical reports of adjusters to determine compliance with established standards.	31,076,000.00	7,664,137.34	10,038,923.16	5,437,781.73	7,274,040.96	30,414,883.19	7,664,137.34	10,038,923.16	5,437,781.73	7,274,040.96	30,414,883.19	-	661,116.81
PS		171,213,616.00	26,414,703.21	35,835,498.40	30,549,095.13	62,253,526.09	155,052,822.83	26,206,909.71	31,646,707.40	29,681,645.03	39,700,609.62	127,235,871.76	-	16,160,793.17
TOTAL MOOE & CO		267,850,770.00	68,247,468.24	71,715,822.97	42,396,299.73	64,503,355.41	246,862,946.35	67,890,160.98	71,627,232.93	41,969,072.18	65,070,819.71	246,557,285.80	-	20,987,823.65
TOTAL PS		439,064,386.00	94,662,171.45	107,551,321.37	72,945,394.86	126,756,881.50	401,915,769.18	94,097,070.69	103,273,940.33	71,650,717.21	104,771,429.33	373,793,157.56	-	37,148,616.82
GRAND TOTAL														

\*\*\* The amount in the Current Year Disbursement column does not include payments made for prior year's obligation in the amount of P 7,305.14 (PS) for Fund 152, P 3,073,768.70 (MOOE) and P 505,234.10 (CO) for Fund 151

CERTIFIED CORRECT BY:

  
**ALWYN FRANZ P. VILLARUEL**  
 Officer-In-Charge  
 Budget Division

  
**PAMELA F. PITAS**  
 Division Manager  
 Accounting Division

APPROVED BY:

  
**DENNIS B. FUNA**  
 Insurance Commissioner



**STATEMENT OF APPROPRIATIONS, ALLOTMENTS, OBLIGATIONS, DISBURSEMENTS AND BALANCES**  
AS of the QUARTER ENDING 30 SEPTEMBER 2019

FAR 1

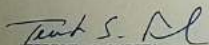
DEPARTMENT : Department of Finance  
AGENCY : INSURANCE COMMISSION  
FUND CLUSTER : Special Account - Locally Funded

PROGRAM / ACTIVITY / PROJECT	UACS CODE	ALLOTMENT RECEIVED	CURRENT YEAR OBLIGATIONS				TOTAL	CURRENT YEAR DISBURSEMENT ***				UNRELEASED ALLOTMENT	Unobligated Allotment	DEU AND DEMANDABLE	NOT YET DUE AND DEMANDABLE
			1ST QTR ENDING MARCH 31	2ND QTR ENDING JUNE 30	3RD QTR ENDING SEPT 31	4TH QTR ENDING DEC 31		1ST QTR ENDING MARCH 31	2ND QTR ENDING JUNE 30	3RD QTR ENDING SEPT 31	4TH QTR ENDING DEC 31				
<b>AGENCY SPECIFIC BUDGET</b>															
<b>AUTOMATIC APPROPRIATIONS</b>															
<b>INSURANCE FUND</b>	031004345	121,997,000.00	26,414,703.21	35,835,498.40	30,545,096.13	-	92,799,296.74	26,206,809.71	31,646,707.40	29,681,645.83	#	87,535,262.14	-	29,197,703.26	-
I. General Admin. & Support		95,680,700.00	18,888,676.82	27,756,977.81	24,316,607.36	-	70,762,461.99	18,481,083.32	23,568,186.81	23,449,157.27	#	65,468,427.40	-	24,916,238.01	-
a. Gen Admin & Support Services															
General Management & Supervision															
MOOE		79,360,700.00	18,688,676.82	26,457,017.07	24,316,607.36	-	69,462,501.25	18,481,083.32	22,268,226.07	23,449,157.27	-	64,198,466.66	-	9,898,198.75	-
CO		16,320,000.00	-	1,299,960.74	-	-	1,299,960.74	-	1,299,960.74	-	-	1,299,960.74	-	15,020,039.28	-
II. OPERATIONS															
a. DO, Insurance, Pre-need and HMO Industries growth and stability improved															
INSURANCE, PRE-NEED AND HMO REGULATORY AND SUPERVISORY PROGRAM		26,316,300.00	7,725,826.39	8,078,520.59	6,232,487.77	-	22,036,834.75	7,725,826.39	8,078,520.59	6,232,487.76	-	22,036,834.74	-	4,279,465.25	-
1. Promulgation and implementation of policies, rules and regulations governing the operations of entities engaged in insurance, pre-need, and HMO activities.															
MOOE		6,736,100.00	1,615,982.63	1,475,350.80	1,321,918.78	-	4,413,252.21	1,615,982.63	1,475,350.80	1,321,918.78	-	4,413,252.21	-	2,322,847.79	-
2. Licensing of insurance, pre-need, HMO companies, general agents, brokers, adjusters, etc; processing of reinsurance treaties and investments of insurance, pre-need, HMO companies, and conducting agents examinations.															
MOOE		3,164,000.00	1,174,351.39	812,099.16	621,671.40	-	2,608,721.95	1,174,351.39	812,099.16	621,671.40	-	2,608,721.95	-	555,278.05	-
3. Examination of the financial conditions of entities engaged in the insurance, pre-need, and HMO businesses.															
MOOE		8,505,190.00	1,913,267.16	2,792,811.57	2,483,582.70	-	7,189,661.43	1,913,267.16	2,792,811.57	2,483,582.70	-	7,189,661.43	-	1,315,438.57	-
4. Review of premium rates imposed by non-life insurance companies and statistical reports of adjusters to determine compliance with established standards.															
MOOE		2,317,000.00	1,198,504.04	746,386.57	349,569.88	-	2,294,460.49	1,198,504.04	746,386.57	349,569.88	-	2,294,460.49	-	22,539.51	-
5. Adjudication of claims and complaints involving loss, damage or liability incurred by an insurer under any kind of policy or contract of insurance suretyship, including the operational expenses of the branch offices in Cebu City, and Davao City.															
MOOE		5,594,100.00	1,823,721.17	2,261,272.49	1,455,745.01	-	5,530,738.67	1,283,721.17	2,251,272.49	1,995,745.01	-	5,530,738.67	-	63,361.33	-

PRE-NEED FUND																
I. General Admin. & Support	03104346	267,860,770.00	68,247,468.24	71,715,822.97	42,396,299.73	#	182,359,590.94	67,890,160.98	71,627,232.93	41,969,072.18	#	181,486,466.09	-	85,491,179.06	-	-
a. Gen Admin & Support Services																
1. General Management & Supervision																
PS		67,156,064.00	24,094,708.00	20,196,391.07	15,316,591.84		59,607,690.91	23,769,743.32	20,107,801.03	14,857,021.71		58,734,566.06		27,551,393.00		
II. Operations																
a. OO- Insurance, Pre-need and HMO INSURANCE, PRE-NEED AND HMO		180,691,686.00	44,152,760.24	51,519,431.90	27,079,707.89	#	122,751,900.03	44,126,417.66	51,519,431.90	27,112,050.47	#	122,751,900.03	-	57,939,786.97	-	-
1. Promulgation and implementation of policies, rules and regulations governing the operations of entities engaged in insurance, pre-need, and HMO activities.																
PS		39,180,105.00	8,226,977.88	9,744,228.14	5,134,586.64		23,105,802.66	8,194,636.44	9,744,228.14	5,166,939.06		23,105,802.66		16,074,302.34		
2. Licensing of insurance, pre-need, HMO companies, general agents, brokers, adjusters, etc; processing of insurance treaties and investments of insurance, pre-need, HMO companies; and conducting agents examinations.																
PS		33,408,135.00	7,919,437.69	5,894,881.50	4,059,550.37		17,873,869.56	7,919,437.69	5,894,881.50	4,059,550.37		17,873,869.56		15,534,265.44		
3. Examination of the financial conditions of entities engaged in the insurance, pre-need, and HMO businesses.																
PS		46,895,029.00	12,581,605.27	14,296,127.65	8,248,022.11		35,125,755.03	12,581,605.27	14,296,127.65	8,248,022.11		35,125,755.03		11,769,273.97		
4. Review of premium rates imposed by non-life insurance companies and statistical reports of adjusters to determine compliance with established standards.																
PS		32,149,089.00	7,760,602.06	11,545,271.45	4,199,757.04		23,505,630.55	7,760,602.06	11,545,271.45	4,199,757.18		23,505,630.55		8,643,456.45		
5. Adjudication of claims and complaints involving loss, damage or liability incurred by an insurer under any kind of policy or contract of insurance suretyship, including the operational expenses of the branch offices in Cebu City, and Davao City.																
PS		29,059,328.00	7,664,137.34	10,038,923.16	5,437,781.73		23,140,842.23	7,664,137.34	10,038,923.16	5,437,781.73		23,140,842.23		5,918,485.77		
TOTAL MOOE & CO		121,997,000.00	26,414,763.21	35,635,486.40	30,549,095.13	#	92,799,298.74	26,206,909.71	31,646,707.40	29,681,645.03	#	87,535,262.14	-	29,197,793.26	-	-
TOTAL PS		267,850,770.00	68,247,468.24	71,715,822.97	42,396,299.73	#	182,359,590.94	67,890,160.98	71,627,232.93	41,969,072.18	#	181,486,466.09	-	85,491,179.06	-	-
GRAND TOTAL		389,847,770.00	94,662,171.45	107,551,321.37	72,945,394.86	#	276,158,887.68	94,097,070.69	103,273,940.33	71,650,717.21	#	269,021,728.23	-	114,688,882.32	-	-

\*\*\*The amount in the Current Year Disbursement column does not include payments made for prior year's obligation in the amount of P 7,305.14 (PS) for Fund 152, P 3,073,768.70 (MOOE) and P 505,234.10 (CO) for Fund 151

CERTIFIED CORRECT BY:

  
**TERESITA S. SURETA**  
 Division Manager  
 Budget Division

  
**PAMELA F. PITAS**  
 Division Manager  
 Accounting Division

APPROVED BY:

  
**DENNIS B. FUNA**  
 Insurance Commissioner

**STATEMENT OF APPROPRIATIONS, ALLOTMENTS, OBLIGATIONS, DISBURSEMENTS AND BALANCES**  
AS of the QUARTER ENDING 30 JUNE 2019

FAR 1

DEPARTMENT : Department of Finance  
AGENCY : INSURANCE COMMISSION  
FUND CLUSTER : Special Account - Locally Funded

PROGRAM / ACTIVITY / PROJECT	UACS CODE	ALLOTMENT RECEIVED	CURRENT YEAR OBLIGATIONS					CURRENT YEAR DISBURSEMENT ***					UNRELEASED ALLOTMENT	Unobligated Allotment	UNPAID OBLIGATIONS		
			1ST QTR ENDING MARCH 31	2ND QTR ENDING JUNE30	3RD QTR ENDING SEP 30	4TH QTR ENDING DEC 31	TOTAL	1ST QTR ENDING MARCH 31	2ND QTR ENDING JUNE30	3RD QTR ENDING SEP 30	4TH QTR ENDING DEC 31	TOTAL			DEU AND DEMANDABLE	NOT YET DUE AND DEMANDABLE	
<b>AGENCY SPECIFIC BUDGET</b>																	
<b>AUTOMATIC APPROPRIATIONS</b>																	
<b>INSURANCE FUND</b>	<b>031004345</b>	<b>121,997,000.00</b>	<b>26,414,703.21</b>	<b>35,835,498.40</b>	-	-	<b>62,250,201.61</b>	<b>26,206,909.71</b>	<b>31,646,707.40</b>	#	#	<b>57,853,617.11</b>	-	<b>69,746,798.39</b>	-	-	
I. General Admin. & Support		92,903,400.00	18,688,876.82	27,756,977.81	-	-	46,445,854.63	18,481,083.32	23,568,166.81	#	#	42,049,270.13	-	46,457,545.37	-	-	
a. Gen Admin & Support Services																	
General Management & Supervision																	
MOOE		76,583,400.00	18,688,876.82	26,457,017.07			45,145,893.89	18,481,083.32	22,268,226.07			40,749,309.39		31,437,506.11			
CO		16,320,000.00	-	1,299,960.74			1,299,960.74	-	1,299,960.74			1,299,960.74		15,020,039.26			
II. OPERATIONS																	
a. CO: Insurance, Pre-need and HMO Industries growth and stability improved																	
INSURANCE, PRE-NEED AND HMO REGULATORY AND SUPERVISORY PROGRAM		29,093,600.00	7,725,826.39	8,078,520.59			15,804,346.98	7,725,826.39	8,078,520.59			15,804,346.98		13,289,253.02			
1. Promulgation and implementation of policies, rules and regulations governing the operations of entities engaged in insurance, pre-need, and HMO activities.																	
MOOE		8,381,000.00	1,615,982.63	1,475,350.80			3,091,333.43	1,615,982.63	1,475,350.80			3,091,333.43		5,269,666.57			
3. Licensing of insurance, pre-need, HMO companies, general agents, brokers, adjusters, etc; processing of reinsurance treaties and investments of insurance, pre-need, HMO companies; and conducting agents examinations.																	
MOOE		4,542,000.00	1,174,351.39	812,699.16			1,987,050.55	1,174,351.39	812,699.16			1,987,050.55		2,554,949.45			
3. Examination of the financial conditions of entities engaged in the insurance, pre-need, and HMO businesses.																	
MOOE		8,713,000.00	1,913,267.16	2,792,811.57			4,706,078.73	1,913,267.16	2,792,811.57			4,706,078.73		4,006,921.27			
4. Review of premium rates imposed by non-life insurance companies and statistical reports of adjusters to determine compliance with established standards.																	
MOOE		2,285,000.00	1,196,504.04	746,386.57			1,944,890.61	1,196,504.04	746,386.57			1,944,890.61		340,109.39			



**STATEMENT OF APPROPRIATIONS, ALLOTMENTS, OBLIGATIONS, DISBURSEMENTS AND BALANCES**  
AS of the QUARTER ENDING 30 JUNE 2019

FAR 1

DEPARTMENT : Department of Finance  
AGENCY : INSURANCE COMMISSION  
FUND CLUSTER : Special Account - Locally Funded

PROGRAM / ACTIVITY / PROJECT	UACS CODE	ALLOTMENT RECEIVED	CURRENT YEAR OBLIGATIONS					CURRENT YEAR DISBURSEMENT ***					UNRELEASED ALLOTMENT	Unobligated Allotment	DEU AND DEMANDABLE	NOT YET DUE AND DEMANDABLE	
			1ST QTR ENDING MARCH 31	2ND QTR ENDING JUNE30	3RD QTR ENDING SEP 30	4TH QTR ENDING DEC 31	TOTAL	1ST QTR ENDING MARCH 31	2ND QTR ENDING JUNE30	3RD QTR ENDING SEP 30	4TH QTR ENDING DEC 31	TOTAL					
5 Adjudication of claims and complaints involving loss, damage or liability incurred by an insurer under any kind of policy or contract of insurance suretyship, including the operational expenses of the branch offices in Cebu City, and Davao City.																	
MOOE		5,172,900.00	1,823,721.17	2,251,272.49			4,074,993.66	1,283,721.17	2,251,272.49			3,534,993.66			1,097,606.34		
<b>PRE- NEED FUND</b>	<b>03104346</b>	<b>267,850,770.00</b>	<b>68,247,468.24</b>	<b>71,715,822.97</b>	<b>#</b>	<b>#</b>	<b>139,963,291.21</b>	<b>67,890,160.98</b>	<b>71,627,232.93</b>	<b>#</b>	<b>#</b>	<b>139,517,393.91</b>	<b>-</b>	<b>127,887,478.79</b>	<b>-</b>	<b>-</b>	<b>-</b>
I. General Admin. & Support																	
a. Gen Admin & Support Services																	
1. General Management & Supervision																	
PS		87,159,084.00	24,094,708.00	20,196,391.07			44,291,099.07	23,769,743.32	20,107,801.03			43,877,544.35			42,867,984.93		
II. Operations																	
a. OO: Insurance, Pre-need and HMO INSURANCE, PRE-NEED AND HMO		180,691,686.00	44,152,760.24	51,519,431.90	#	#	95,672,192.14	44,120,417.66	51,519,431.90	#	#	95,639,849.56	-	85,019,493.86	-	-	-
1. Promulgation and implementation of policies, rules and regulations governing the operations of entities engaged in insurance, pre-need, and HMO activities.																	
PS		39,180,105.00	8,226,977.88	9,744,228.14			17,971,206.02	8,194,635.44	9,744,228.14			17,938,863.58			21,208,898.98		
2. Licensing of insurance, pre-need, HMO companies, general agents, brokers, adjusters, etc. processing of reinsurance treaties and investments of insurance, pre-need, HMO companies; and conducting agents examinations.																	
PS		33,408,135.00	7,919,437.69	5,894,881.50			13,814,319.19	7,919,437.69	5,894,881.50			13,814,319.19			19,593,815.81		
3. Examination of the financial conditions of entities engaged in the insurance, pre-need, and HMO businesses.																	
PS		46,895,029.00	12,581,605.27	14,296,127.65			26,877,732.92	12,581,605.27	14,296,127.65			26,877,732.92			20,017,296.08		
4. Review of premium rates imposed by non-life insurance companies and statistical reports of adjusters to determine compliance with established standards.																	
PS		32,149,089.00	7,760,602.06	11,545,271.45			19,305,873.51	7,760,601.92	11,545,271.45			19,305,873.37			12,843,215.49		

**STATEMENT OF APPROPRIATIONS, ALLOTMENTS, OBLIGATIONS, DISBURSEMENTS AND BALANCES**  
AS of the QUARTER ENDING 30 JUNE 2019

FAR 1

DEPARTMENT : Department of Finance  
AGENCY : INSURANCE COMMISSION  
FUND CLUSTER : Special Account - Locally Funded

PROGRAM / ACTIVITY / PROJECT	UACS CODE	ALLOTMENT RECEIVED	CURRENT YEAR OBLIGATIONS					CURRENT YEAR DISBURSEMENT ***					UNPAID OBLIGATIONS			
			1ST QTR ENDING MARCH 31	2ND QTR ENDING JUNE30	3RD QTR ENDING SEP 30	4TH QTR ENDING DEC 31	TOTAL	1ST QTR ENDING MARCH 31	2ND QTR ENDING JUNE30	3RD QTR ENDING SEP 30	4TH QTR ENDING DEC 31	TOTAL	UNRELEASED ALLOTMENT	Unobligated Allotment	DEU AND DEMANDABLE	NOT YET DUE AND DEMANDABLE
5 Adjudication of claims and complaints involving loss, damage or liability incurred by an insurer under any kind of policy or contract of insurance suretyship, including the operational expenses of the branch offices in Cebu City, and Davao City.																
PS		29,059,328.00	7,664,137.34	10,036,923.16			17,703,060.50	7,664,137.34	10,038,923.16			17,703,060.50		11,356,267.50		
TOTAL MOOE & CO		121,997,000.00	28,414,703.21	35,835,498.40	# #	62,250,201.61	26,206,909.71	31,646,707.40	# #	57,853,617.11	-	59,746,798.39	-	-	-	-
TOTAL PS		267,850,770.00	68,247,488.24	71,715,822.97	# #	139,963,291.21	67,890,160.98	71,627,232.93	# #	139,517,393.91	-	127,887,478.79	-	-	-	-
GRAND TOTAL		389,847,770.00	94,662,171.45	107,551,321.37	# #	202,213,492.82	94,097,070.69	103,273,940.33	# #	197,371,011.02	-	187,634,277.18	-	-	-	-


\*\*\* The amount in the Current Year Disbursement column does not include payments made for prior year's obligation in the amount of P 7,305.14 (PS) for Fund 152, P 3,073,768.70 (MOOE) and P 505,234.10 (CO) for Fund 151

CERTIFIED CORRECT BY:

  
TERESITA S. SURETA  
Division Manager  
Budget Division

  
PAMELA F. PITAS  
Division Manager  
Accounting Division

APPROVED BY:

  
DENIS B. FUNA  
Insurance Commissioner

## STATEMENT OF APPROPRIATIONS, ALLOTMENTS, OBLIGATIONS, DISBURSEMENTS AND BALANCES

AS of the QUARTER ENDING 31 MARCH 2019

FAR 1

DEPARTMENT : Department of Finance

AGENCY : INSURANCE COMMISSION

FUND CLUSTER : Special Account - Locally Funded

PROGRAM / ACTIVITY / PROJECT	UACS CODE	ALLOTMENT RECEIVED	CURRENT YEAR OBLIGATIONS				TOTAL	CURRENT YEAR DISBURSEMENT				UNRELEASED ALLOTMENT	Unobligated Allotment	UNPAID OBLIGATIONS		
			1ST QTR ENDING MARCH 31	2ND QTR ENDING JUNE 30	3RD QTR ENDING SEPT 30	4TH QTR ENDING DEC 31		1ST QTR ENDING MARCH 31	2ND QTR ENDING JUNE 30	3RD QTR ENDING SEPT 30	4TH QTR ENDING DEC 31			DUE AND DEMANDABLE	NOT YET DUE AND DEMANDABLE	
<b>AGENCY SPECIFIC BUDGET</b>																
<b>AUTOMATIC APPROPRIATIONS</b>																
INSURANCE FUND	031004345	30,499,000.00	26,414,337.26	-	-	-	26,414,337.26	26,206,909.71	-	-	-	26,206,909.71	-	4,084,662.74	-	207,427.55
I. General Admin & Support		22,773,019.00	19,688,510.87	-	-	-	19,688,510.87	18,481,083.32	-	-	-	18,481,083.32	-	4,084,506.13	-	207,427.55
a. Gen Admin & Support Services																
General Management &																
1. Supervision																
MOOE		18,693,019.00	18,688,510.87				18,688,510.87	18,481,083.32						4,508.13		207,427.55
CO		4,080,000.00	-				-	-						4,080,000.00		-
II. OPERATIONS																
a. CO: Insurance, Pre-need and HMO																
Industries growth and stability improved																
INSURANCE, PRE-NEED AND HMO REGULATORY AND SUPERVISORY PROGRAM		7,725,981.00	7,725,826.39				7,725,826.39	7,725,826.39						154.61		-
Promulgation and implementation of policies, rules and regulations governing the operations of entities engaged in insurance, pre-need, and HMO activities.																
MOOE		1,616,015.00	1,615,982.63				1,615,982.63	1,615,982.63						32.37		-
Licensing of insurance, pre-need, HMO companies, general agents, brokers, adjusters, etc; processing of reinsurance treaties and investments of insurance, pre-need, HMO companies, and conducting agents examinations.																
MOOE		1,174,359.00	1,174,351.39				1,174,351.39	1,174,351.39						7.61		-
Examination of the financial conditions of entities engaged in the insurance, pre-need, and HMO businesses.																
MOOE		1,913,309.00	1,913,267.16				1,913,267.16	1,913,267.16						41.84		-
Review of premium rates imposed by non-life insurance companies and statistical reports of adjusters to determine compliance with established standards.																
MOOE		1,198,511.00	1,198,504.04				1,198,504.04	1,198,504.04						6.96		-



**STATEMENT OF APPROPRIATIONS, ALLOTMENTS, OBLIGATIONS, DISBURSEMENTS AND BALANCES**  
AS of the QUARTER ENDING 31 MARCH 2019

FAR 1

DEPARTMENT : Department of Finance

AGENCY : INSURANCE COMMISSION

FUND CLUSTER : Special Account - Locally Funded

PROGRAM / ACTIVITY / PROJECT	UACS CODE	ALLOTMENT RECEIVED	CURRENT YEAR OBLIGATIONS					CURRENT YEAR DISBURSEMENT					UNPAID OBLIGATIONS			
			1ST QTR ENDING MARCH 31	2ND QTR ENDING JUNE30	3RD QTR ENDING SEP31	4TH QTR ENDING DEC 31	TOTAL	1ST QTR ENDING MARCH 31	2ND QTR ENDING JUNE30	3RD QTR ENDING SEPT31	4TH QTR ENDING DEC 31	TOTAL	UNRELEASED ALLOTMENT	Unobligated Allotment	DUE AND DEMANDABLE	NOT YET DUE AND DEMANDABLE
Adjudication of claims and complaints involving loss, damage or liability incurred by an insurer under any kind of policy or contract of insurance suretyship, including the operational expenses of the branch offices in Cebu City, and Davao City.																
<b>MOOE</b>		1,823,787.00	1,823,721.17				1,823,721.17	1,823,721.17					1,823,721.17		65.83	-
<b>PRE-NEED FUND</b>	<b>03104346</b>	68,253,144.00	68,215,059.53	-	-	-	68,215,059.53	67,890,160.98	-	-	-		67,890,160.98	-	38,054.47	324,888.55
<b>I. General Admin. &amp; Support</b>																
<b>a. Gen Admin &amp; Support Services</b>																
<b>i. General Management &amp; Supervision</b>																
<b>PS</b>		24,099,169.00	24,094,641.87				24,094,641.87	23,769,743.32					23,769,743.32		4,547.13	324,898.55
<b>II. Operations</b>																
<b>a. OO Insurance, Pre-need and HMO INSURANCE, PRE-NEED AND HMO</b>		44,153,955.00	44,120,417.66	-	-	-	44,120,417.66	44,120,417.66					44,120,417.66	-	33,537.34	-
Promulgation and implementation of policies, rules and regulations governing the operations of entities engaged in insurance, pre-need, and HMO activities.																
<b>PS</b>		8,227,055.00	8,194,635.44				8,194,635.44	8,194,635.44					8,194,635.44		32,419.56	-
Licensing of insurance, pre-need, HMO companies, general agents, brokers, adjusters, etc; processing of reinsurance treaties and investments of insurance, pre-need, HMO companies; and conducting agents examinations.																
<b>PS</b>		7,920,283.00	7,919,437.69				7,919,437.69	7,919,437.69					7,919,437.69		845.31	-
Examination of the financial conditions of entities engaged in the insurance, pre-need, and HMO businesses.																
<b>PS</b>		12,581,717.00	12,581,605.27				12,581,605.27	12,581,605.27					12,581,605.27		111.73	-
Review of premium rates imposed by non-life insurance companies and statistical reports of adjusters to determine compliance with established standards.																
<b>PS</b>		7,760,657.00	7,760,601.92				7,760,601.92	7,760,601.92					7,760,601.92		55.08	-



## STATEMENT OF APPROPRIATIONS, ALLOTMENTS, OBLIGATIONS, DISBURSEMENTS AND BALANCES

AS of the QUARTER ENDING 31 MARCH 2019

FAR 1

DEPARTMENT : Department of Finance


AGENCY : INSURANCE COMMISSION

FUND CLUSTER : Special Account - Locally Funded

PROGRAM / ACTIVITY / PROJECT	UACS CODE	ALLOTMENT RECEIVED	CURRENT YEAR OBLIGATIONS				TOTAL	CURRENT YEAR DISBURSEMENT				UNRELEASED ALLOTMENT	Unobligated Allotment	UNPAID OBLIGATIONS		
			1ST QTR ENDING MARCH 31	2ND QTR ENDING JUNE 30	3RD QTR ENDING SEPT 30	4TH QTR ENDING DEC 31		1ST QTR ENDING MARCH 31	2ND QTR ENDING JUNE 30	3RD QTR ENDING SEPT 30	4TH QTR ENDING DEC 31			TOTAL	DUE AND DEMANDABLE	NOT YET DUE AND DEMANDABLE
Adjudication of claims and complaints involving loss, damage or liability incurred by an insurer under any kind of policy or contract of insurance suretyship, including the operational expenses of the branch offices in Cebu City, and Davao City.																
PS		7,664,243.00	7,664,137.34			7,664,137.34	7,664,137.34							105.66		-
TOTAL MOOE & CO		39,499,000.00	26,414,337.26	-	-	26,414,337.26	26,206,909.71	-	-	-	26,206,909.71	-	4,084,662.74	-	207,427.55	
TOTAL PS		68,253,144.00	68,215,959.53	-	-	68,215,959.53	67,890,160.99	-	-	-	67,890,160.98	-	38,084.47	-	324,898.55	
GRAND TOTAL		98,752,144.00	94,629,396.79	-	-	94,629,396.79	94,097,070.69	-	-	-	94,097,070.69	-	4,122,747.21	-	532,326.10	

\*\*\* Note: The amount in the column of Disbursements does not include payments made for prior year's obligation in the amount of P 7,305.14 (PS) for Fund 152, P 3,073,768.70 (MOOE) and P 505,234.10 (CO) for Fund 151

CERTIFIED CORRECT BY:

  
**TERESITA S. SURETA**  
 Division Manager  
 Budget Division

  
**PAMELA F. PITAS**  
 Division Manager  
 Accounting Division

APPROVED BY:

  
**DENNIS B. FUNA**  
 Insurance Commissioner