




AGING OF UNPAID OBLIGATIONS
As at December 31, 2021


Department: Department of Finance (DOF)
 Agency: Insurance Commission
 Operating Units: Budget Division and Accounting Division
 Organization Code (UACS): 11 008 0000000

Name of Creditors	Obligation Request and Status			AGING OF UNPAID OBLIGATIONS							Remarks
	Number	Date	Amount	Amount	90 days & below	91 to 180 days	181 to 270 days	271 to 365/366 days	More than 1 year but less than 2 years	More than 2 years	
A. Due and Demandable Obligations (Accounts Payable)*											
A.1 Current Year's Appropriations											
Sub-total			-	-	-						
A.2 Prior Years' Appropriations											
Sub-total			-	-	-						
Total			-	-	-						
B. Not Yet Due and Demandable Obligations*											
B.1 Current Year's Appropriations											
PrintQuest, Inc.	2021-12-1041	12-27-2021	107,800.00	107,800.00	107,800.00						
Powercraft Solutions and Data Infrastructure, Inc.	2021-12-1046	12-27-2021	1,596,980.00	1,596,980.00	1,596,980.00						
DBQUEST, INC.	2021-12-1047	12-27-2021	4,090,000.00	4,090,000.00	4,090,000.00						
Third Pillar Business Application Inc.	2021-12-1048	12-27-2021	573,263.88	573,263.88	573,263.88						
Eveson Enterprises Well Drilling	2021-12-1051	12-28-2021	219,000.00	219,000.00	219,000.00						
Ojo Majica Industrial Inspection Corporation	2021-12-1052	12-28-2021	132,000.00	132,000.00	132,000.00						
GA Printing	2021-12-1055	12-29-2021	69,000.00	69,000.00	69,000.00						
The Philippine Star Daily, Inc.	2021-12-1056	12-29-2021	38,102.40	38,102.40	38,102.40						
Stelsen Integrated Systems, Inc.	2021-12-1057	12-29-2021	73,000.00	73,000.00	73,000.00						
The Philippine Star Daily, Inc.	2021-12-1067	12-31-2021	73,382.40	73,382.40	73,382.40						
UPD Trust Fund	2021-12-1068	12-31-2021	1,108,250.00	1,108,250.00	1,108,250.00						
Eastern Telecommunications Philippines, Inc.	2021-12-1069	12-31-2021	537,600.00	537,600.00	537,600.00						
G Burns Marketing (Capital Outlay)	2021-12-0002	12-27-2021	708,492.60	708,492.60	708,492.60						
Trends and Technologies (Capital Outlay)	2021-12-0003	12-28-2021	19,768,000.00	19,768,000.00	19,768,000.00						
Project Management & Technical Resources Corporation (Capital Outlay)	2021-12-0004	12-31-2021	548,000.00	548,000.00	548,000.00						
LBPI Design International Inc. (Capital Outlay)	2021-12-0005	12-31-2021	244,891.22	244,891.22	244,891.22						
Advance Solutions, Inc. (Capital Outlay)	2021-12-0006	12-31-2021	994,999.85	994,999.85	994,999.85						
Sub-total			30,882,762.35	30,882,762.35	30,882,762.35						
B.2 Prior Years' Appropriations											
Sub-total											
Total			30,882,762.35	30,882,762.35	30,882,762.35						
GRAND TOTAL			30,882,762.35	30,882,762.35	30,882,762.35						

Certified Correct:

ALWYN FRANZ P. VILLARUEL
 Division Manager, Budget Division
 Date:

Certified Correct:

RAMELA F. PITAG
 Division Manager, Accounting Division
 Date:

Recommending

ERICKSON H. BALMES
 Deputy Commissioner, MSSG
 Date:

Approved By:

DENNIS B. FUNA
 Insurance Commissioner
 Date: