


**QUARTERLY REPORT OF REVENUE AND OTHER RECEIPTS**  
AS of the QUARTER ENDING 31 DECEMBER 2021

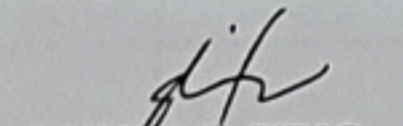
FAR 5

DEPARTMENT : Department of Finance  
AGENCY : INSURANCE COMMISSION


SOURCE OF REVENUE AND OTHER RECEIPTS	UACS CODE	REVENUE TARGET	ACTUAL REVENUE AND OTHER COLLECTIONS					CUMULATIVE REMITTANCE/DEPOSITS TO DATE			VARIANCE		REMARKS
			1ST QTR	2ND QTR	3RD QTR	4TH QTR	TOTAL	Remittance to BTr	Deposited with AGDB	Total	TOTAL	%	
SPECIAL ACCOUNT TO THE GENERAL FUND			171,488,682.51	89,603,730.83	82,219,511.26	192,480,406.67	535,792,331.27	533,780,041.27	-	533,780,041.27	535,792,331.27	-	
SPECIAL LOCALLY FUNDED			171,488,682.51	89,603,730.83	82,219,511.26	192,480,406.67	535,792,331.27	533,780,041.27	-	533,780,041.27	535,792,331.27	-	
REVENUE COLLECTION			171,488,682.51	89,603,730.83	82,219,511.26	192,480,406.67	535,792,331.27	533,780,041.27	-	533,780,041.27	535,792,331.27	-	
CASH REVENUE			171,488,682.51	89,603,730.83	82,219,511.26	192,480,406.67	535,792,331.27	533,780,041.27	-	533,780,041.27	535,792,331.27	-	
NON-TAX			171,488,682.51	89,603,730.83	82,219,511.26	192,480,406.67	535,792,331.27	533,780,041.27	-	533,780,041.27	535,792,331.27	-	
Registration Fees	4020102000		41,947,500.00	1,710,000.00	3,625,000.00	1,547,500.00	48,830,000.00	48,830,000.00	-	48,830,000.00	48,830,000.00	-	
Clearance Fees	4020104001		19,468,325.00	17,908,225.00	13,160,600.00	14,817,800.00	65,354,950.00	65,353,950.00	-	65,353,950.00	65,354,950.00	-	
Certification Fees	4020104002		22,669,000.00	24,448,500.00	35,481,000.00	132,448,000.00	215,046,500.00	213,339,000.00	-	213,339,000.00	215,046,500.00	-	
Supervision and Regulation Enforcement Fees	4020107000		22,611,310.56	385,000.00	960,000.00	495,000.00	24,451,310.56	24,451,310.56	-	24,451,310.56	24,451,310.56	-	
Accreditation Fees	4020111001		437,500.00	65,000.00	90,000.00	2,110,000.00	2,702,500.00	2,702,500.00	-	2,702,500.00	2,702,500.00	-	
Filing Fees	4020113007		65,000.00	4,405,000.00	1,650,000.00	331,500.00	6,451,500.00	6,431,500.00	-	6,431,500.00	6,451,500.00	-	
Fines and Penalties - Service Income	4020114000		14,521,778.34	8,221,330.00	5,718,022.16	7,592,252.17	36,053,382.67	35,788,382.67	-	35,788,382.67	36,053,382.67	-	
Other Service Income	4020199099		3,649,268.61	2,971,675.83	3,051,889.10	4,960,354.50	14,633,188.04	14,614,398.04	-	14,614,398.04	14,633,188.04	-	
Examination Fees	4020203000		46,119,000.00	29,489,000.00	18,483,000.00	28,178,000.00	122,269,000.00	122,269,000.00	-	122,269,000.00	122,269,000.00	-	
Off Budget Accounts													
Custodian Funds													
<b>TOTAL</b>			<b>171,488,682.51</b>	<b>89,603,730.83</b>	<b>82,219,511.26</b>	<b>192,480,406.67</b>	<b>535,792,331.27</b>	<b>533,780,041.27</b>	<b>-</b>	<b>533,780,041.27</b>	<b>535,792,331.27</b>	<b>-</b>	

Certified Correct By:

  
ALWYN FRANZ P. VILLARUEL  
Division Manager  
Budget Division

  
PAMELA F. PITÁS  
Division Manager  
Accounting Division

Approved By:

  
DENNIS B. FUNA  
Insurance Commissioner